

What electric strike does your access control project need?

Electric strikes can be installed in a wide range of swinging door applications.

Consider these factors to help determine the right electric strike for your project.

1. Assess the type of frame and health of the opening

- a. **Material:** hollow metal, aluminum or wood?

**Adams Rite offers electric strikes specifically for aluminum, hollow metal or wood doors. Please see the Adams Rite catalog to order the compatible model for your door application.*

- b. **Type:** hollow or concrete-filled? Concrete-filled may require additional tools. Consider using no-cut electric strikes.

- c. **Health of door and frame:** can frame or door irregularities be fixed prior to electric strike installation?

2. Determine if door assembly has special requirements


- Fire-rated Assembly (NFPA 80 Fire Doors)
- Windstorm Resistant (tested to sustain winds up to 150 mph)
- Outdoor Rated (UL 1034)
- Preload Capable

3. Identify and test existing door hardware

- Existing locking hardware determines the compatible electric strike and overall function of the opening.
- Make sure existing hardware works properly and is not broken or damaged.



Most Common Accessories



HESCUT-MTK

Metal Template Kit for installing cut-in HES electric strikes

For installing the ES100, 1006, 1500, 1600, 5000, 5200, 5300, 7000 and 7501 electric strikes.

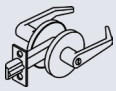
9000 MTK

Metal Template Kit for installing HES surface mounted electric strikes

For installing the 9400, 9500, 9600, 9700 and 9800 electric strikes.

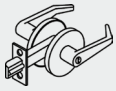
2005M3 Smart Pac® III

Reduces initial voltage in timed or fail safe operations by 25% to extend the life of the Adams Rite, HES, and Securitron electric strikes. The addition of a Smart Pac® III extends the SecuriCare five-year, no-fault, no questions asked warranty to 10 years.



Cylindrical up to 3/4" Latchbolt

HES ES100	Fire Rated	Windstorm Rated	
★ HES 1006, 1500, 1600	Fire Rated	Windstorm Rated	Outdoor Rated
HES 4500C	Fire Rated		
★ HES 5200	Outdoor Rated		
HES 7000	Preload up to 15 lbs		
HES 7501	Fire Rated	Preload up to 15 lbs	
Adams Rite 7100 Series			
Adams Rite Ultraline® 7400 Series	Preload up to 25 lbs	Outdoor Rated	
Securitron UNL	Fire Rated	Windstorm Rated	No Cut



Cylindrical with 1/2", 5/8" Latchbolt

★ HES 5000	Outdoor Rated	Windstorm Rated	
HES 5300	Fire Rated	Outdoor Rated	Windstorm Rated
HES 8000	Outdoor Rated	No Cut	Windstorm Rated
HES 8300	Fire Rated	Outdoor Rated	No Cut Windstorm Rated

★ = Leading Solution



Mortise Lockset without a Deadbolt up to 3/4" Throw Latchbolt

HES ES100-15, ES100-16	Fire Rated	Windstorm Rated		★ HES 1006, 1500, 1600	Fire Rated	Windstorm Rated	Outdoor Rated
HES 4500C	Fire Rated			HES 8500	Fire Rated	Outdoor Rated	No Cut
Securitron MUNL	Fire Rated	Windstorm Rated	No Cut	Adams Rite 7160			



Mortise Lockset with a 1" Deadbolt

HES ES100-16	Fire Rated	Windstorm Rated		★ HES 1006, 1600	Fire Rated	Windstorm Rated	Outdoor Rated
--------------	------------	-----------------	--	------------------	------------	-----------------	---------------

Tubular Vertical Rod Exit Devices

HES 9100 <i>Single Doors</i>	Outdoor Rated	
HES 9200 <i>Double Doors</i>		



Rim Exit Devices up to 1/2" Throw Latchbolt

HES 9400	Outdoor Rated	No Cut	Surface Mounted	Adams Rite Ultraline® 74R2	Preload up to 25 lbs	Outdoor Rated
----------	---------------	--------	-----------------	----------------------------	----------------------	---------------



Rim Exit Devices up to 3/4" Pullman Latchbolt

HES 7000	Preload up to 15 lbs	The 7000 works with Rim Exit Devices only when paired with 783S, 786S, 789S Faceplates.				
HES 9500	Fire Rated	Outdoor Rated	No Cut	Surface Mounted		
★ HES 9600	Windstorm Rated	Outdoor Rated	No Cut	Surface Mounted		
Adams Rite Ultraline® 74R1	Preload up to 25 lbs	Outdoor Rated				



Rim Exit Devices with ASSA ABLOY ACCENTRA™* Squarebolt®

* Formerly Yale Commercial

HES 9700	Fire Rated	Windstorm Rated	Outdoor Rated	No Cut	Surface Mounted
----------	------------	-----------------	---------------	--------	-----------------



Rim Exit Devices with Adams Rite Starwheel or Interlocking Latchbolt

HES 9800	Outdoor Rated	No Cut	Surface Mounted
----------	---------------	--------	-----------------

ASSA ABLOY

Opening Solutions

ADAMS RITE | adamsrite.com

HES | hesinnovations.com

SECURITRON | securitron.com

800 626 7590

Patent pending and/or patent www.assaabloydss.com/patents

Copyright © 2025 Hanchett Entry Systems, Inc., an ASSA ABLOY Group company. All rights reserved. Reproduction in whole or in part without the express written permission of Hanchett Entry Systems, Inc. is prohibited. EMS-21-1225